



St. Lawrence Primary School

La Grande Route de St Laurent
St Lawrence
Jersey
JE3 1NG

Telephone: 01534 863172
Nursery: 01534 865524
Email: admin@stlawrence.sch.je

St Lawrence School Curriculum Letter- Year 2 Summer Term 2023/2024

Dear Parents/Carers

I hope you all had a restful Easter break. Mrs Cattell, Mrs Cavliglione and I are looking forward to Summer Term with the children and to some warmer days!

Please see below for a breakdown of the planned teaching in each of the subject areas for the term ahead. I have also included as always our **Maths Fluency** focus for Year 2 at the end of the letter. As such there is no formal Maths homework in Year 2 which is submitted, however please review the fluency focus at home and whenever possible please practice these with your child. If you would like to see how this term's focus fits in in terms of progression, it is set out in our 'Fluency policy', available on the policy pages of the school website <https://www.stlawrence.sch.je/wp-content/uploads/Fluency-Policy-November-2022.pdf>.

Next couple of weeks

Mrs McAllister (who the children already know well) will kindly be covering class the weeks of 22nd and 29th April for me, alongside Mrs Cattell on Fridays as usual, owing to the fact I will be recovering from a minor surgery.

If you need to get in touch during that time, please email admin@stlawrence.sch.je and they will direct your message. Thank you for your understanding.

Visits/Visitors

This term we have the following trips booked to:

- Jersey Zoo on Tuesday 7th May (morning) to undertake their 'Habitats' workshop, looking at the main things animals need to survive, from their habitats.
- The Maritime Museum on Thursday 6th June (am). We will look at the island's links to the HMS Titanic and explore the impact of the Seasons on our island's maritime history, linking in with our History and Geography learning.
- The Orchid Foundation on Tuesday 11th June (am), to investigate the function of different parts of plants, which links with our Science topic of Growing Plants.

We will also have a visit in May from Mrs Eastwood for an exciting art workshop on habitats, which links with our Science.

We also anticipate there will be a visit from a member of the local Islamic community, to talk about their faith with the children, linking in with our RE learning.

Our curriculum learning for Summer term

Maths

We will continue our work on the White Rose Maths scheme. We will continue to consolidate our skills in Addition and Subtraction, Multiplication and Division, while covering these new topics:



St. Lawrence Primary School

La Grande Route de St Laurent
St Lawrence
Jersey
JE3 1NG

Telephone: 01534 863172
Nursery: 01534 865524
Email: admin@stlawrence.sch.je

Measurement: Mass, Capacity and Temperature

Compare mass
Measure in grams
Measure in kilograms
Four operations with mass
Compare volume and capacity
Measure in millilitres
Measure in litres
Four operations with volume and capacity
Temperature

Shape

Recognising 2-D and 3-D shapes
Counting sides and vertices on 2-D shapes
Drawing 2-D shapes
Lines of symmetry on shapes and using them to complete shapes
Sorting and making patterns with 2-D and 3-D shapes
Counting faces, vertices, and edges on 3-D shapes

Fractions

- Making equal parts
- Recognise and find a half, quarter and a third
- Recognise the equivalence of a half and two quarters
- Recognise three-quarters
- Counting in fractions

Statistics

- Making tally charts
- Drawing and interpreting pictograms
- Block diagrams

Position and Direction

- Describing positions, movements and turns
- Making patterns with shapes

Time

- O'clock
- Half past
- Quarter past and quarter to
- Telling time past the hour
- Telling time to the hour
- Telling time in 5 minutes
- Finding and comparing durations of time

Revision of key skills - please could you practise the following with your child whenever an opportunity arises:

- Number bonds to 10/20/100
- Recalling doubles and halves
- Using related facts to solve addition and subtraction (e.g. $3 + 4 = 7$, so $30 + 40 = 70$)
- Identifying tens and ones in 2-digit numbers
- Adding and subtracting 2 two digit numbers
- Repeated addition (e.g. $3 + 3 + 3 + 3$)
- Multiplication
- Simple Division
- Counting in 2s, 5s and 10s
- Recalling 2, 5 and 10 times tables

The White Rose scheme offers **free workbooks to parents** to help support their child at home which have received positive feedback from parents in school. The workbooks can be downloaded via the following link:

<https://whiterosemaths.com/parent-resources>.

Doodle

During Autumn term I sent home your child's 'doodle log in'. This gives them opportunities to practise spelling, times



St. Lawrence Primary School

La Grande Route de St Laurent
St Lawrence
Jersey
JE3 1NG

Telephone: 01534 863172
Nursery: 01534 865524
Email: admin@stlawrence.sch.je

tables, English skills and Maths skills via the doodle app at home and in school. The children should access this independently as the programme will provide extra support for the questions they found trickier (anything you notice they struggle with you could practise with them separately). If you need a reminder of their logon please let me know. There are new assignments on the Maths app ready for the children.

Reading

We continue with the Read Write Inc programme. The children in KS1 work together and are grouped according to their ability. The KS1 class teachers and TA's each teach a group.

If your child is in **Grey** group they are working on increasing their fluency and reading with intonation. They are also developing their comprehension skills.

If your child is in **Blue** group they are working on reading Set 3 sounds ea, a-e, i-e, o-e, u-e, oi, ai oa ew oi ire ear er aw ow ure are ur, speedily. They are reading words containing these sounds (including 'alien words') They are working on reading an unseen text fluently, at 80+ words per minute. They are also continuing to consolidate speedily reading words containing Speed Sound Set 2 sounds.

If your child is in **Yellow** group, then they are working on consolidating Speed Sound Set 2, reading words (including 'alien words') , increasing speed and fluency. They will also have been introduced to the first 6 Set 3 Speed Sounds (ea, a-e, i-e, o-e, u-e, oi).

Please see this **website** for a helpful guide to the programme and its speed sounds:

<https://home.oxfordowl.co.uk/reading/reading-schemes-oxford-levels/read-write-inc-phonics-guide/>

It is really important that your child reads a correctly levelled book **at least 4 times a week for 15/20 minutes** – please remind your child to bring in their reading challenge sheet on **Tuesdays**. Every other week we will review and award them with stickers/house points (if they need a new record sheet before then they can request this at any time).

Writing

On a Monday we will continue to write a diary recount of our weekend. This is a great opportunity for children to continue practising using the past tense, using expanded noun phrases, correctly punctuating sentences, re-reading and editing their work, applying spelling rules and consolidating grammar skills.

This half term we will be studying poetry – exploring the different types of poetry, the features of each and exposing the children to a large range of poems. We will look at rhyme, rhythm, patterns, alliteration and humour before writing our own poems around the theme of animals and then around weather, linking in with our Science and Geography learning.

In the second half of term, we will be focusing on descriptive writing linked to the text 'Bog Baby' by Jeanne Willis. We will be working to build the childrens' vocabulary further to give them a strong foundation for extending their compositions in KS2.

Handwriting

We will be continuing our work on 'joins' in weekly handwriting sessions. I have included at the end of this letter a snapshot of the terminology for joins, to give you an idea of what they are working on. It is important for children to focus on forming consistent-sized letters in order to then be able to join their handwriting. This is then consolidated in KS2.

If you feel that this is a difficult area for your child, I am more than willing to provide extra handwriting practise sheets for home, please let me know.



St. Lawrence Primary School

La Grande Route de St Laurent
St Lawrence
Jersey
JE3 1NG

Telephone: 01534 863172
Nursery: 01534 865524
Email: admin@stlawrence.sch.je

Oracy

We will be focusing on oracy across all lessons:

Encouraging the children to use the correct subject-specific vocabulary.

Focusing on 'good listening' to others (looking at the speaker, taking turns)

Challenging opinions (I agree/disagree with you because)

Building on others' ideas (To build on what you are saying ...)

If possible, encouraging your child to use '**because**' in their sentences would be very beneficial. (Particularly in Maths.

How do you know that $15 + 8 = 23$? How do you know that $15 + 8$ doesn't equal 28).

We will learn to recite a **poem** this term and we will be given the opportunity to present this in assembly, and again also to parents at a shared learning afternoon, date to be confirmed in the coming weeks.

Science

This half term's science topic continues to be 'Living things and their habitats', covering:

- What would happen if we lived in an unfamiliar habitat?
- Can you predict what lives in a habitat around school?
- What is a food chain?

We then move on to cover 'Growing Plants' and will endeavour to grow our own plants in the classroom. We will be looking at these areas:

- How does seed dispersal work?
- Can you design a seed?
- What do seeds need to grow?
- Can we grow a seed in a bag?
- Can we label parts of the plant?
- To observe and describe how a plant changes as it matures.

Geography

During Geography lessons we will be looking at 'Super seasons'. Our topic will include, finding out:

- How the seasons are linked with the months of the year.
- What the weather is like in Spring, Summer, Autumn and Winter; and
- Comparing the four seasons.

History (second half term)

The children will be learning about 'Significant Individuals' locally who contributed to our island's history. These will include the female inventor, Orpheus Beaumont (nee) Newman (inventor of a new type of life vest following the sinking of the Titanic). We will look at how inventions have changed over time, comparing the technology that is available these days with that of the past. We will also look at the island's wider links to the HMS Titanic and will visit the Maritime Museum to hear more on this and to explore the impact of the Seasons on our island's maritime history, linking in with our Geography learning on 'Seasons'.

Religious Education

This term we will look at the question – 'Who is a Muslim and how do they live?'. We hope to have a member of the local faith community come in to speak to the children about the religion.

We will also continue with our 'Open the Door' sessions, whereby a local group present puppet shows based on a Bible story for KS1 every other Monday, which supports RE learning across the curriculum.



St. Lawrence Primary School

La Grande Route de St Laurent
St Lawrence
Jersey
JE3 1NG

Telephone: 01534 863172
Nursery: 01534 865524
Email: admin@stlawrence.sch.je

Art

In Art, we will be looking at the ancient art of silk painting and designing and creating our own paintings.

Design and Technology (2nd half term)

We will be linking with our PSHE topic of 'Keeping ourselves healthy' and undertaking our first food technical of the year, designing and making ourselves some 'Healthy wraps'.

Music

This term we will be using a new scheme called 'Sing Up' which has been extremely successful in KS2 over the last term. Children will explore how music is created, learning rhythmic patterns and following instructions while performing.

P.S.H.E (Personal, Social, Health and Economic Education)

In PSHE this term we will explore 'How to keep ourselves healthy', focusing on choosing healthy foods; ensuring we have a balanced diet; learning about the importance of physical activity, sleep and rest; learning about people who help us to stay healthy and well; and about basic hygiene routines.

Unfortunately due to illness our Education Welfare Officer could not provide '**Keeping Safe**' sessions last term, however we hope to secure these this term.

In Summer 2, we will look at 'Medicines and Me', covering:

- Why medicines are taken
- Where medicines come from
- Keeping safe around medicines.

P.E.

Our PE days remain as **Wednesdays** and **Thursdays** for the first half of term. There may be a change after half term which we will notify you of closer to the time.

This half term the children will be focusing on:

'Send and Return' (Wednesdays), learning:

- To stay on our toes to move quickly to the ball
- To identify which hand is dominant in a game
- The basic rules of serving to our partner
- To develop agility and use it in a game
- To use the correct grip to hit a self-fed ball
- To use the ready position in a rally

Sports Bugs

We are excited to continue working with the Sports Bugs team on **Thursdays** all term and will be introducing the children to team play, communication, and basic techniques for a range of sports, such as football, tennis, cricket, basketball and hockey.

After half term

Tennis coaching (we will have an expert instructor come in to coach the children).



St. Lawrence Primary School

La Grande Route de St Laurent
St Lawrence
Jersey
JE3 1NG

Telephone: 01534 863172
Nursery: 01534 865524
Email: admin@stlawrence.sch.je

Please ensure that all hair is tied back securely on PE days, and children are either not wearing watches or jewellery, or it is covered with a plaster for PE.

Computing

In Computing lessons this term, the children will be introduced to 'Word processing' and we will be practising using PCs. The children have their own individual log ins for the school computers and are regularly reminded of the 'Responsible Use' policy.

After half term, we look at the topic of data handling.

General

Belongings

- Please check that all uniform is **named** and the children are wearing the correct uniform. If you need to check lost property, it is located next to the Reception desk.
- All long hair needs to be tied back and appropriate hair clips worn.
- Please check that all children's water bottles, snack boxes and lunchboxes are clearly named.
- Please ensure children have a separate bottle for class, so they do not need to leave class during learning time to access their lunchbox drink.

Break and Lunch timings

The children have break time from **9.45-10.00** and Lunch from either **12.00-12.30pm** or **12.30-1.00pm** (Year 2 are now split across two sessions). If you need to take the children for any appointments, please be mindful of these timings in case they need to have snack or their lunch if they will miss either. Please also remember to let us know about the appointment in advance and we will have the children ready to go.

Change in circumstances

If there are any changes at home that may affect your child, e.g. a bereavement, house move, hospital appointments, family members being away from home, change to family life, please do let us know.

Birthdays

If your child has a birthday, they are allowed to come to school in non-school uniform on the Friday after their birthday. We celebrate the children's birthdays in class (there is a special birthday toy they get to have for the day and they receive a little gift). Unfortunately, we are no longer able to give out cakes or sweets owing to a number of severe allergies in school.

House points

Children will be awarded house points for demonstrating the 'core values' of the school. These are Success, Independence and Responsibility. It would be helpful if you can talk to your child about what they can do to earn some house points. If your child has completed something outside of school, please feel free to email us as we would love to celebrate it in school.

Assessments

All children are assessed for RWI phonics regularly, over the year. In Maths and Reading the children complete a standardised test twice a year. In Writing, the children write one piece of unaided writing, every half term which is then assessed against the Year 2 criteria.



St. Lawrence Primary School

La Grande Route de St Laurent
St Lawrence
Jersey
JE3 1NG

Telephone: 01534 863172
Nursery: 01534 865524
Email: admin@stlawrence.sch.je

Items in School

Football/Pokemon/Trading cards are to come into school on a Friday only. If they become a problem and distract from learning then we will also stop the children bringing them in on a Friday. If children need a toy for settling in the morning, we have space only for small toys unfortunately.

Homework – Reading

Children should read for **15-20 minutes with an adult 4 times per week**. Reading books will be selected by the children each **Monday** to take home for the week in their reading folders. We ask that books are returned in order to be swapped for new books the next Monday. Children may hold on to books if they haven't finished reading them yet. Children are given responsibility for managing the process of changing their books but please do remind them to return books in order to exchange them for new ones. (Please where possible keep an eye on the books so they don't get lost.)

The children will continue with their '**Reading Challenge Sheets**' which we review every other **Tuesday** in order to receive house points and stickers. Please remember to have reading folders in book bags for **Mondays and Tuesdays**.

Homework - Spelling

Children will be given new spellings each week on a **Tuesday**, which follow the statutory spelling rules for Year 2. Please can you ensure they complete their homework and return their spelling folders by the following **Monday latest**. They need to practise writing their spelling words on three different occasions so please encourage children to complete the sheet across three different days, covering up the spellings from the previous days as they write them again. Spellings homework also includes personalised words which children have not yet secured in our last termly test.

We have also access to 'Spelling Frame' (www.spellingframe.co.uk) an online resource which can allow children to practise and test themselves on Year 2 spellings. Your child's login was sent home with the Spellings letter in Autumn term, however if you would like a reminder of the login please let me know. It is a really good resource, please feel free to ask if you have any questions.

Please feel free to phone the office and make an appointment if you wish to meet with me regarding your child's progress. I am always happy to find a mutually convenient time.

Please do not hesitate to get in touch if you have any questions (k.riddell@stlawrence.sch.je or j.cattell@stlawrence.sch.je (Fridays)). We aim to respond to emails as often as possible. During the day, meeting the needs of the class is prioritised but we will come back to you as soon as possible. If you have any worries or concerns that need addressing quickly, please contact the school office.

We look forward to an exciting term ahead!

Yours sincerely,

Mrs Riddell (k.riddell@stlawrence.sch.je)



St. Lawrence Primary School

La Grande Route de St Laurent
St Lawrence
Jersey
JE3 1NG

Telephone: 01534 863172
Nursery: 01534 865524
Email: admin@stlawrence.sch.je

Our Read Write Inc Sounds Mat (n.b. This is the complete set, including Sets 1, 2 and 3. Depending on your child's grouping they may not have been exposed to all sounds just yet).

m	a	s	d	t	i	n	p	g
o	c	k	u	b	f	e	l	h
sh	r	j	v	y	w	th	z	ch
qu	x	ng	nk	wh	ph	ck	kn	ay
ee	igh	ow	oo	oo	ar	oor	or	air
ir	ou	oy	ea	oi	a-e	e-e	i-e	o-e
u-e	aw	are	ur	er	ow	ai	oa	ew
ire	ear	ure	sion tion	cious tious	ue	au	ie	



St. Lawrence Primary School

La Grande Route de St Laurent
St Lawrence
Jersey
JE3 1NG

Telephone: 01534 863172
Nursery: 01534 865524
Email: admin@stlawrence.sch.je



St. Lawrence Primary School

La Grande Route de St Laurent
St Lawrence
Jersey
JE3 1NG

Telephone: 01534 863172
Nursery: 01534 865524
Email: admin@stlawrence.sch.je



KEY FLUENCY FACTS Year 2, Summer 1

At St Lawrence School, we value parents as partners in their child’s learning. At the beginning of every half term, we will provide an overview of Key Fluency Facts so that parents are aware of the areas that will help their child secure their Mathematical knowledge and can work on these areas with their child:

To know all pairs of multiples of 10 with totals up to 100 and what to add to any two-digit number to make the next multiple of 10.

10 + 10 = 20	20 + 20 = 40	30 + 30 = 60
10 + 20 = 30	20 + 30 = 50	30 + 40 = 70
10 + 30 = 40	20 + 40 = 60	30 + 50 = 80
10 + 40 = 50	20 + 50 = 70	30 + 60 = 90
10 + 50 = 60	20 + 60 = 80	30 + 70 = 100
10 + 60 = 70	20 + 70 = 90	40 + 40 = 80
10 + 70 = 80	20 + 80 = 100	40 + 50 = 90
10 + 80 = 90		40 + 60 = 100
10 + 90 = 100		50 + 50 = 100

Key Vocabulary

What do I **add** to 10 to make 50 ?

What is 70 **take away** 30 ?

What is 30 **less than** 80 ?

Children can practise answering missing number questions for the multiples of 10 e.g $10 + ? = 70$ or $50 + ? = 90$. Use practical resources or pictorial representations for support if necessary.

Top Tips

The secret to success is practising **little** and **often**. Use time wisely. Can you practise these number facts whilst walking to school or during a car journey ? You don’t need to practise them all at once: perhaps you could have a fact of the day.

Use what you already know – Encourage your child to find the connection between number bonds to 10 and number bonds of multiples of 10 to 100.

Ping Pong – In this game, the parent says, “Ping,” and the child replies, “Pong.” Then the parent says a multiple of 10 and the child says what you would add to it to make 100.



St. Lawrence Primary School

La Grande Route de St Laurent
St Lawrence
Jersey
JE3 1NG

Telephone: 01534 863172
Nursery: 01534 865524
Email: admin@stlawrence.sch.je



KEY FLUENCY FACTS Year 2, Summer 2

At St Lawrence School, we value parents as partners in their child's learning. At the beginning of every half term, we will provide an overview of Key Fluency Facts so that parents are aware of the areas that will help their child secure their Mathematical knowledge and can work on these areas with their child:

To know the multiplication and division facts for the 5 times table.

$5 \times 1 = 5$	$5 \div 5 = 1$
$5 \times 2 = 10$	$10 \div 5 = 2$
$5 \times 3 = 15$	$15 \div 5 = 3$
$5 \times 4 = 20$	$20 \div 5 = 4$
$5 \times 5 = 25$	$25 \div 5 = 5$
$5 \times 6 = 30$	$30 \div 5 = 6$
$5 \times 7 = 35$	$35 \div 5 = 7$
$5 \times 8 = 40$	$40 \div 5 = 8$
$5 \times 9 = 45$	$45 \div 5 = 9$
$5 \times 10 = 50$	$50 \div 5 = 10$
$5 \times 11 = 55$	$55 \div 5 = 11$
$5 \times 12 = 60$	$60 \div 5 = 12$

Key Vocabulary

What is 5 **multiplied by** 7 ?

What is 5 **times** 4 ?

What is 50 **divided by** 5 ?

Children can practise answering these questions in any order, including missing number questions e.g. $5 \times ? = 40$ or $? \div 5 = 9$. Use practical resources or pictorial representations for support if necessary.

Top Tips

The secret to success is practising **little** and **often**. Use time wisely. Can you practise these KIRFs while walking to school or during a car journey? You don't need to practise them all at once: perhaps you could have a fact of the day. If you would like more ideas, please speak to your child's teacher.

Songs and Chants – You can buy Times Tables CDs or find multiplication songs and chants online. If your child creates their own song, this can make the times tables even more memorable.

Spot patterns – What patterns can your child spot in the 5 times table? Are there any similarities with the 10 times table?

Test the Parent – Your child can make up their own tricky division questions for you e.g. *What is 45 divided by 5?* They need to be able to multiply to create these questions.

Use memory tricks – For those hard-to-remember facts, www.multiplication.com has some picture stories to help children remember.



St. Lawrence Primary School

La Grande Route de St Laurent
St Lawrence
Jersey
JE3 1NG




Telephone: 01534 863172
Nursery: 01534 865524
Email: admin@stlawrence.sch.je

Handwriting Stage 3



Explain to children that there are two basic joins:

- the arm join (diagonal)
- the washing line join (horizontal).

The arm join has three variations:

- arm to boat 
- arm to sun 
- arm to sister. 

The washing line join has three variations:

- washing line to boat 
- washing line to sun 
- washing line to sister. 